

(1)(a) STATEMENT SHOWING SHAREHOLDING PATTERN

Name of the Company: AAR COMMERCIAL COMPANY LTD.
Scrip Code: Name of the Scrip:
Quarter Ended: 31/03/2014

Class of security:

Page: 1

Partly paid-up shares:-	No. of partly paid-up shares	As a % of total no. of partly paid-up shares	As a % of total no. of shares of the company
-------------------------	------------------------------	--	--

Held by promoter/promoter group

Held by public
Total - D

Outstanding convertible securities:-	No. of outstanding securities	As a % of total no. of outstanding convertible securities	As a % of total no. of shares of the company, assuming full conversion of the convertible securities
--------------------------------------	-------------------------------	---	--

Held by promoter/promoter group

Held by public
Total - E

Warrants:-	No. of warrants	As a % of total no. of warrants	As a % of total no. of shares of the company, assuming full conversion of warrants
------------	-----------------	---------------------------------	--

Held by promoter/promoter group

Held by public
Total - F

Total paid-up capital of the company, assuming full conversion of warrants and convertible securities

10014000



(i)	(ii)	(iii)	(iv)	(v)	(vi)	(vii)	(viii)	(ix)=(viii/iv*100)
Category of Shareholders	Number of shareholders	Total number of shares	Number of shares held in Denat Form	As a % of (A+B)	As a % of (A+B+c)	Number of Pledged shares	As a percentage	
(A)	Total Shareholding of Promoter & Promoter Group							
(1)	Indian							
(a)	Individual/HUF	17	203750	Nil	2.035	2.035	Nil	Nil
(b)	Central Govt./ State Govt.	Nil	Nil	Nil	Nil	Nil	Nil	Nil
(c)	Bodies Corporate	Nil	Nil	Nil	Nil	Nil	Nil	Nil
(d)	Fin. Institutions / Bank	Nil	Nil	Nil	Nil	Nil	Nil	Nil
(e)	Any Other	Nil	Nil	Nil	Nil	Nil	Nil	Nil
	Sub-Total of (A)(1)	17	203750	Nil	2.035	2.035	Nil	Nil
(2)	Foreign							
(a)	Individuals (NRIs/Foreign)	Nil	Nil	Nil	Nil	Nil	Nil	Nil
(b)	Bodies Corporate	Nil	Nil	Nil	Nil	Nil	Nil	Nil
(c)	Institutions	Nil	Nil	Nil	Nil	Nil	Nil	Nil
(d)	Qualified Foreign Investors	Nil	Nil	Nil	Nil	Nil	Nil	Nil
(e)	Any Other	Nil	Nil	Nil	Nil	Nil	Nil	Nil
	Sub-Total of (A)(2)	Nil	Nil	Nil	Nil	Nil	Nil	Nil
	Shareholding of Promoter & Promoter Group (A) = A1+A2	17	203750	Nil	2.035	2.035	Nil	Nil
(B)	Public Shareholding							
(1)	Institutions							
(a)	Mutual Funds / UTI	Nil	Nil	Nil	Nil	Nil	NA	NA
(b)	Fin. Institutions / Banks	Nil	Nil	Nil	Nil	Nil	NA	NA
(c)	Central Govt./ State Govt.	Nil	Nil	Nil	Nil	Nil	NA	NA
(d)	Venture Capital	Nil	Nil	Nil	Nil	Nil	NA	NA
(e)	Insurance Company	Nil	Nil	Nil	Nil	Nil	NA	NA
(f)	Foreign Inst. Investors	Nil	Nil	Nil	Nil	Nil	NA	NA
(g)	Foreign VC Investors	Nil	Nil	Nil	Nil	Nil	NA	NA
(h)	Qualified Foreign Investors	Nil	Nil	Nil	Nil	Nil	NA	NA
(i)	Any Other	Nil	Nil	Nil	Nil	Nil	NA	NA
	Sub-Total (B)(1)	Nil	Nil	Nil	Nil	Nil	NA	NA
(2)	Non-Institutions							
(a)	Bodies Corporate	43	9427900	9414000	94.147	94.147	NA	NA
(b)	Individuals							
	i. Individual Shareholders Holding Nominal Share Upto Rs.1 Lakh	372	22350	Nil	0.223	0.223	NA	NA
	ii. Individual Shareholders Holding Nominal Share greater than Rs.1 Lakh	1	360000	360000	3.595	3.595	NA	NA
(c)	Qualified Foreign Investors	Nil	Nil	Nil	Nil	Nil	NA	NA
(d)	Any Other	Nil	Nil	Nil	Nil	Nil	NA	NA
	Sub-Total (B)(2)	416	9810250	9774000	97.965	97.965	NA	NA
	Total Public Shareholding (B) = (B)(1) + (B)(2)	416	9810250	9774000	97.965	97.965	NA	NA
	TOTAL (A)+(B)	433	10014000	9774000	100.000	100.000	Nil	Nil
(C)	Shares held by Custodians And against which DRs have been issued							
(1)	Promoter and Promoter group	Nil	Nil	Nil	Nil	Nil	NA	NA
(2)	Public	Nil	Nil	Nil	Nil	Nil	NA	NA
	GRAND TOTAL (A)+(B)+(C)	433	10014000	9774000	100.000	100.000	Nil	Nil



SOCIAL COMPANY LTD.
Statement showing holding of securities (including shares, warrants, convertible securities) of persons
belonging to the category [Promoter & Promoter Group] As on 31/03/2014


Page:

Sr.1. Name of the shareholder	Details of Shares Held		Encumbered shares(%)		Details of warrants				Details of Convertible securities		Total shares (including underlying shares assuming full conversion of warrants and convertible securities) as a % of diluted share capital
	Number of Shares held	As a % of grand total (A)+(B)+(C)	Number of Pledged Shares held	As a percentage of grand total (A)+(B)+(C)	Warrants held of total number	As a % of total number	Number of convertible securities held	Number of convertible securities of the same class	Number of convertible securities of the same class	Total convertible securities (including underlying shares assuming full conversion of warrants and convertible securities) as a % of diluted share capital	
(i)	(iii)	(iv)	(v)	(vi)=(v)/(iii)*100	(vii)	(viii)	(ix)	(x)	(xi)	(xii)	
1. ARIL MEHARIA	9800	0.098	0	0.000	0.000	0	0.000	0	0.000	0.098	
2. ANJANA MEHARIA	21000	0.210	0	0.000	0.000	0	0.000	0	0.000	0.210	
3. ANURAG MEHARIA	9500	0.095	0	0.000	0.000	0	0.000	0	0.000	0.095	
4. ARVIND KUMAR MEHARIA	10000	0.100	0	0.000	0.000	0	0.000	0	0.000	0.100	
5. HANUMAN DAS MEHARIA	5500	0.055	0	0.000	0.000	0	0.000	0	0.000	0.055	
6. H P MEHARIA	19600	0.196	0	0.000	0.000	0	0.000	0	0.000	0.196	
7. MALLIKA MEHARIA	9900	0.099	0	0.000	0.000	0	0.000	0	0.000	0.099	
8. PALLAVI MEHARIA	9800	0.098	0	0.000	0.000	0	0.000	0	0.000	0.098	
9. PIYUSH MEHARIA	13500	0.135	0	0.000	0.000	0	0.000	0	0.000	0.135	
10. PRATEEK MEHARIA	15350	0.153	0	0.000	0.000	0	0.000	0	0.000	0.153	
11. PRIYANKA MEHARIA	9900	0.099	0	0.000	0.000	0	0.000	0	0.000	0.099	
12. RANJANA MEHARIA	14500	0.145	0	0.000	0.000	0	0.000	0	0.000	0.145	
13. SATISH CHANDORA MEHARIA	21000	0.210	0	0.000	0.000	0	0.000	0	0.000	0.210	
14. SHANTI MEHARIA	4500	0.045	0	0.000	0.000	0	0.000	0	0.000	0.045	
15. UMA MEHARIA	9500	0.095	0	0.000	0.000	0	0.000	0	0.000	0.095	
16. VEENA MEHARIA	10150	0.101	0	0.000	0.000	0	0.000	0	0.000	0.101	
17. VINETA MEHARIA	10250	0.102	0	0.000	0.000	0	0.000	0	0.000	0.102	
TOTAL	203750	2.035	0	0.000	0.000	Nil	Nil	Nil	Nil	2.035	



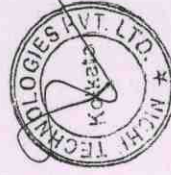
1) Statement showing holding of securities (including shares, warrants, Convertible securities) of persons belonging to the category [PUBLIC] and holding more than 1.000(%) of the total number of shares as on 31/03/2014

Srl. Name(s) of the shareholder	Number of Shares held	Shares as a percentage of total number of shares (i.e., Grand Total (A)+(B)+(C) indicated in Statement at para (1) (a) above)	Details of Warrants		Number of convertible securities held	Details of convertible Securities %u.r.t. total number of convertible securities of the same class	Total shares (including underlying shares assuming full conversion of warrants and convertible securities) as a % of diluted share capital
			Number of Warrants held	As a % of total warrants of the same class			
1. ASTROL DEALCOM PRIVATE LIMITED	420000	4.194	0	0.000	0	0.000	4.194
2. BASUKINATH BARTER PVT. LTD.	360000	3.595	0	0.000	0	0.000	3.595
3. BLOOM VINCOM PRIVATE LIMITED	344000	3.435	0	0.000	0	0.000	3.435
4. CONCRETE CREDIT LIMITED	206000	2.057	0	0.000	0	0.000	2.057
5. FORTUNE GOODS PRIVATE LIMITED	420000	4.194	0	0.000	0	0.000	4.194
6. GAURHARI TIE- UP PRIVATE LIMITED	434000	4.334	0	0.000	0	0.000	4.334
7. GOODNESS TRADING PRIVATE LIMITED	360000	3.595	0	0.000	0	0.000	3.595
8. HIMADRI VANUVA PRIVATE LIMITED	406000	4.054	0	0.000	0	0.000	4.054
9. IMPERIAL TIE-UP PRIVATE LIMITED	350000	3.495	0	0.000	0	0.000	3.495
10. JASMINE DEALCOM PRIVATE	1218000	12.163	0	0.000	0	0.000	12.163
11. KANDHENU VINCOM PRIVATE LIMITED	548000	5.472	0	0.000	0	0.000	5.472
12. KHETAN TRACON PRIVATE LIMITED	112000	1.118	0	0.000	0	0.000	1.118
13. KUBER TREXIM P LTD	880000	8.788	0	0.000	0	0.000	8.788
14. M. M. PRINTERS PRIVATE LIMITED	366000	3.655	0	0.000	0	0.000	3.655
15. NOVEL FIRVEST PVT. LTD.	490000	4.893	0	0.000	0	0.000	4.893
16. RICHIE CREDIT AND FINANCE PVT. LTD.	190000	1.897	0	0.000	0	0.000	1.897
17. SAKMATI GOODS PVT LTD	382000	3.815	0	0.000	0	0.000	3.815
18. SAVILE DISTRIBUTORES PRIVATE LIMITED	470000	4.693	0	0.000	0	0.000	4.693
19. SNEHA VINIMAY PRIVATE LIMITED	200000	1.997	0	0.000	0	0.000	1.997
20. VIJAYPATH TRADECOM PRIVATE LIMITED	1154000	11.524	0	0.000	0	0.000	11.524
21. UDAY SHANKAR HAIT	360000	3.595	0	0.000	0	0.000	3.595
TOTAL	9670000	96.565	Nil	Nil	Nil	Nil	96.565



(ii) Statement showing holding of securities (including shares, warrants, convertible securities) of persons (together with PAC) belonging to the category [PUBLIC] and holding more than 5.000(%) of the total number of shares of the company as on 31/03/2014


Sl. No. Name(s) of the shareholder and the Persons Acting in Concert (PAC) with them	Number of Shares held	Shares as a percentage of total number of shares (i.e., Grand Total (A)+(B)+(C) indicated in Statement at para (I)(a) above)	Details of Warrants		Details of convertible Securities		Total shares (including underlying shares assuming full conversion of warrants and convertible securities) as a % of diluted share capital
			Number of Warrants held of total Warrants number of warrants of the same Class	As a % of total Warrants number of warrants of the same Class	Number of convertible securities held	% of total convertible securities of the same Class	
1. JASMINE DEALCOM PRIVATE	1218000	12.163	0	0.000	0	0.000	12.163
2. KANDHENU VINCOM PRIVATE LIMITED	548000	5.472	0	0.000	0	0.000	5.472
3. KUBER TREXIM P LTD	880000	8.788	0	0.000	0	0.000	8.788
4. VIJAYPATH TRADECOM PRIVATE LIMITED	1154000	11.524	0	0.000	0	0.000	11.524
TOTAL	3800000	37.947	Nil	Nil	Nil	Nil	37.947



ACIAL COMPANY LTD.
STATEMENT SHOWING DETAILS OF LOCKED-IN SHARES AS ON 31/03/2014

Page: 1

Sl. No(s) of the Shareholder	Category of Shareholders Locked-in Shares (Promoter/ Public)	Number of	% to Total
1.	Nil	Nil	Nil



ACIAL COMPANY LTD.
STATEMENT SHOWING DETAILS OF DEPOSITORY RECEIPTS (DRs)

Page: 1

Sl. Type of Outstanding DR (ADRs, GDRs, SDRs, etc)	Number of Outstanding DRs	Number of Shares underlying outstanding DRs	Shares underlying Outstanding DRs as a Percentage of total number of shares (ie. Grand total(A)+(B)+ (C) indicated in Statement at para (I)(a) above)
---	---------------------------------	---	--

1. Nil

Nil

Nil

Nil

